

EXPERIENCE THE DIFFERENCE[®]

Gladiator[®]

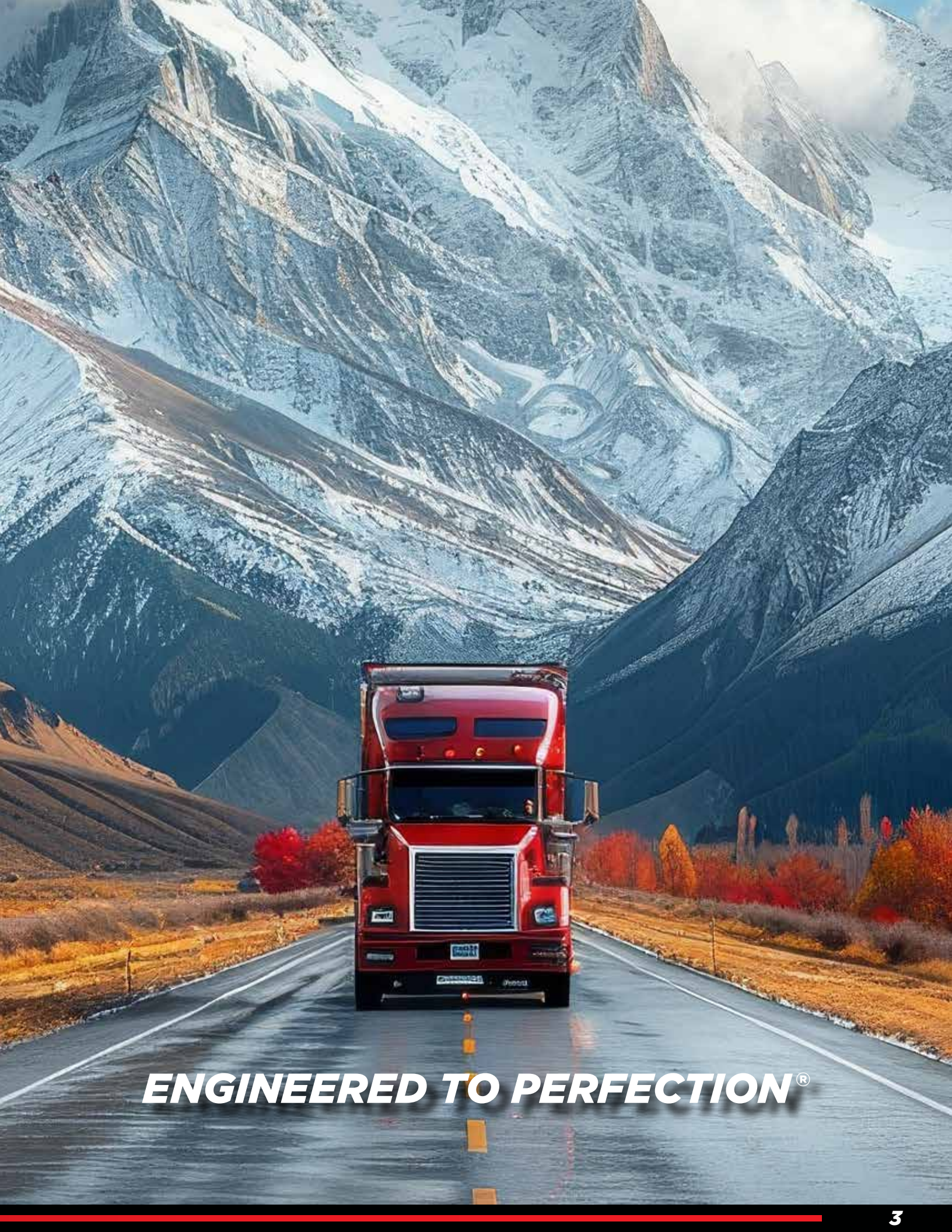
Steel-Belted Radial Commercial Truck Tires



ECO SAFE

Gladiator[®]

Steel-Belted Radial Commercial Truck Tires



ENGINEERED TO PERFECTION®



G350-TR

- Shallow Tread Steel-Belted Radial Highway Tire For Trailer And All-Position Service



Tire Size/Ply	Load Index (S/D)	Speed Symbol	Outside Diameter (IN)	Section Width (IN)	Tread Depth (32nds)	Load Capacity (S/D) LBS
11R22.5/14	144/142	M	41.5	11.0	11	6175/5840
11R22.5/16	146/143	M	41.5	11.0	11	6610/6005
11R22.5/16	148/145	M	41.5	11.0	11	6940/6395
11R24.5/14	146/143	L	43.5	11.0	11	6610/6005
11R24.5/16	149/146	L	43.5	11.0	11	7160/6610
285/75R24.5/14	144/141	L	41.3	11.1	11	6175/5675
285/75R24.5/16	147/144	L	41.3	11.1	11	6780/6175
295/75R22.5/14	144/141	L	39.9	11.7	11	6175/5675
295/75R22.5/16	146/143	L	39.9	11.7	11	6610/6005

- Wide 5-rib tread design for improved stability and handling
- Steel belts for toughness, stability, and longer, uniform wear



G400-AP

- All-Position Steel-Belted Radial Tire Best Suited For Steer Axle Applications



Tire Size/Ply	Load Index (S/D)	Speed Symbol	Outside Diameter (IN)	Section Width (IN)	Tread Depth (32nds)	Load Capacity (S/D) LBS
215/75R17.5/16	135/133	L	30.2	8.4	15	4805/4540
225/70R19.5/12	125/123	N	31.9	9.0	15	3640/3415
225/70R19.5/14	128/126	N	31.9	9.0	15	3970/3750
235/75R17.5/16	143/141	L	31.4	9.2	15	6005/5675
235/75R17.5/18	143/141	L	31.4	9.2	15	6005/5675
245/70R17.5/18	143/141	L	31.1	9.8	15	6005/5675
245/70R19.5/16	135/133	N	33.0	9.8	15	4805/4540
255/70R22.5/16	140/137	M	36.6	10.0	14	5510/5070
265/70R19.5/18	143/141	J	34.1	10.3	17	6005/5675
275/70R22.5/18	148/145	M	37.72	10.9	17	6940/6395
315/80R22.5/20	157/154	L	42.4	12.3	18	9090/8270
315/80R22.5/20	161/154	L	42.4	12.3	18	10200/8270

- Steel-Belted for toughness, stability and uniform wear
- 5-rib design and tread siping feature resist irregular tread wear



G550-AP

- Premium All-Position Steel-Belted Radial Highway Service



Tire Size/Ply	Load Index (S/D)	Speed Symbol	Outside Diameter (IN)	Section Width (IN)	Tread Depth (32nds)	Load Capacity (S/D) LBS
11R22.5/14	144/142	M	41.5	11.0	18	6175/5840
11R22.5/16	146/143	M	41.5	11.0	18	6610/6005
11R22.5/16	148/145	M	41.5	11.0	18	6940/6395
11R22.5/18	149/146	M	41.5	11.0	18	7160/6610
11R24.5/14	146/143	L	43.5	11.0	18	6610/6005
11R24.5/16	149/146	L	43.5	11.0	18	7160/6610
11R24.5/18	152/149	L	43.5	11.0	18	7830/7160
285/75R24.5/14	144/141	L	41.3	11.1	18	6175/5675
285/75R24.5/16	147/144	L	41.3	11.1	18	6780/6175
295/75R22.5/14	144/141	L	39.9	11.7	18	6175/5675
295/75R22.5/16	146/143	L	39.9	11.7	18	6610/6005
295/75R22.5/18	148/145	L	39.9	11.7	18	6940/6395

- Specially designed for steer axles and all-position usage
- 5-rib tread design for premium handling and long life



G750-OSD

• Premium Open Shoulder Steel-Belted Radial Drive Position



Tire Size/Ply	Load Index (S/D)	Speed Symbol	Outside Diameter (IN)	Section Width (IN)	Tread Depth (32nds)	Load Capacity (S/D) LBS
225/70R19.5/12	125/123	N	32.2	8.9	18	3640/3415
225/70R19.5/14	128/126	N	32.2	8.9	18	3970/3750
245/70R19.5/16	135/133	N	33.3	9.8	18	4805/4540

- Drive position tire designed specifically for durability
- Offset shoulder tread blocks with stone ejectors promotes long tread life and preserves the casing maximizing service life



G770-DL

• Premium Open Shoulder Steel-Belted Radial Drive Position



Tire Size/Ply	Load Index (S/D)	Speed Symbol	Outside Diameter (IN)	Section Width (IN)	Tread Depth (32nds)	Load Capacity (S/D) LBS
11R22.5/14	144/142	M	41.9	11.0	25	6175/5840
11R22.5/16	146/143	M	41.9	11.0	25	6610/6005
11R22.5/16	148/145	M	41.9	11.0	25	6940/6395
11R24.5/14	146/143	L	43.9	11.0	25	6610/6005
11R24.5/16	149/146	L	43.9	11.0	25	7160/6610

- Improved siping provides excellent and prolonged traction
- Drive position traction tire designed specifically for durability



G780-AWS

• All-Weather Tire Built for the Toughest All-Weather Applications



Tire Size/Ply	Load Index (S/D)	Speed Symbol	Outside Diameter (IN)	Section Width (IN)	Tread Depth (32nds)	Load Capacity (S/D) LBS
225/70R19.5/14	128/126	N	32.2	8.9	17	3970/3750
225/70R19.5/16	130/128	N	32.2	8.9	17	4190/3970

- Accepts TSMI #15 winter studs for use in extreme winter conditions
- Tested for 3-peak mountain snowflake designation



QR84PED

- Premium Drive Tire, Steel-Belted Radial With Extra Deep Tread



Tire Size/Ply	Load Index (S/D)	Speed Symbol	Outside Diameter (IN)	Section Width (IN)	Tread Depth (32nds)	Load Capacity (S/D) LBS
11R22.5/14	144/142	M	41.9	11.0	31	6175/5840
11R22.5/16	146/143	M	41.9	11.0	31	6610/6005
11R22.5/16	148/145	M	41.9	11.0	31	6940/6395
11R24.5/14	146/143	L	43.9	11.0	31	6610/6005
11R24.5/16	149/146	L	43.9	11.0	31	7160/6610

- Increased tread voids for excellent traction in loose pack dirt, sand, snow and logging applications
- Tread depth of 32/32nds provides long wearing capability
- Cap/base construction for enhanced casing durability



G860-MP

- Multi-Service Steel-Belted Radial Tread Pattern For Ultimate Cut Resistance



Tire Size/Ply	Load Index (S/D)	Speed Symbol	Outside Diameter (IN)	Section Width (IN)	Tread Depth (32nds)	Load Capacity (S/D) LBS
11R22.5/14	144/142	N	41.7	11.0	18	6175/5840
11R22.5/16	146/143	N	41.7	11.0	18	6610/6005
11R22.5/16	148/145	N	41.7	11.0	18	6940/6395
11R24.5/14	146/143	N	43.7	11.0	19	6610/6005
11R24.5/16	149/146	N	43.7	11.0	19	7160/6610
255/70R22.5/16	140/137	N	36.9	10.0	17	5510/5070
315/80R22.5/20	161/154	K	42.6	12.3	21	10200/8270

- Cut and chip resistant tread compound for on/off road service
- Steel-Belted for tread stability and causing durability



G880-MS

- Extra Deep Steel-Belted Radial Multi-Service Tread Design



Tire Size	Load Index (S/D)	Speed Symbol	Outside Diameter (IN)	Section Width (IN)	Tread Depth (32nds)	Load Capacity (S/D) LBS
11R22.5/14	144/142	M	41.7	11.0	21	6175/5840
11R22.5/16	146/143	M	41.7	11.0	21	6610/6005
11R22.5/16	148/145	M	41.7	11.0	21	6940/6395
11R24.5/14	146/143	L	43.7	11.0	21	6610/6005
11R24.5/16	149/146	L	43.7	11.0	21	7160/6610
385/65R22.5/20	160	K	42.4	15.3	21	9920

- Chip cut resistant compound for on/off road service
- Steel belts built for durability, strength and toughness
- Extra wide tread face for improved stability



G900-PED

- Premium Closed Shoulder Drive Position Steel-Belted Radial With Extra Deep Tread



Tire Size/Ply	Load Index (S/D)	Speed Symbol	Outside Diameter (IN)	Section Width (IN)	Tread Depth (32nds)	Load Capacity (S/D) LBS
11R22.5/14	144/142	M	41.9	11.0	29	6175/5840
11R22.5/16	146/143	M	41.9	11.0	29	6610/6005
11R22.5/16	148/145	M	41.9	11.0	29	6940/6395
11R24.5/14	146/143	L	43.9	11.0	29	6610/6005
11R24.5/16	149/146	L	43.9	11.0	29	7160/6610
295/75R22.5/14	144/141	L	40.4	11.7	29	6175/5675
295/75R22.5/16	146/143	L	40.4	11.7	29	6610/6005

- Large tread blocks provide excellent stability and traction
- Extra deep tread combined with large, stable tread blocks provides extended wear and perfect for multi-surface applications



G920-POS

- Premium Open Shoulder Steel-Belted Radial Drive Tire



Tire Size/Ply	Load Index (S/D)	Speed Symbol	Outside Diameter (IN)	Section Width (IN)	Tread Depth (32nds)	Load Capacity (S/D) LBS
11R22.5/14	144/142	M	41.9	11.0	28	6175/5840
11R22.5/16	146/143	M	41.9	11.0	28	6610/6005
11R22.5/16	148/145	M	41.9	11.0	28	6940/6395
11R24.5/14	146/143	L	43.9	11.0	28	6610/6005
11R24.5/16	149/146	L	43.9	11.0	28	7160/6610

- Five full traction ribs for outstanding performance in mud and snow applications
- Designed with a deep tread for long wear
- Cap/base construction for enhanced casing durability



G990-PD

- Premium Closed Shoulder Steel-Belted Radial Drive Position



Tire Size/Ply	Load Index (S/D)	Speed Symbol	Outside Diameter (IN)	Section Width (IN)	Tread Depth (32nds)	Load Capacity (S/D) LBS
11R22.5/14	144/142	M	41.9	11.0	28	6175/5840
11R22.5/16	146/143	M	41.9	11.0	28	6610/6005
11R22.5/16	148/145	M	41.9	11.0	28	6940/6395
11R22.5/18	149/146	M	41.9	11.0	28	7160/6610
11R24.5/14	146/143	L	43.9	11.0	28	6610/6005
11R24.5/16	149/146	L	43.9	11.0	28	7160/6610
11R24.5/18	152/149	L	43.9	11.0	28	7830/7160
285/75R24.5/14	144/141	L	41.8	11.1	28	6175/5675
285/75R24.5/16	147/144	L	41.8	11.1	28	6780/6175
295/75R22.5/14	144/141	L	40.4	11.7	28	6175/5675
295/75R22.5/16	146/143	L	40.4	11.7	28	6610/6005
295/75R22.5/18	148/145	L	40.4	11.7	28	6940/6395

- Stable belt package for outstanding wear in long haul applications
- Designed for durability and traction with deep tread to resist stone drilling

Gladiator® Steel-Belted Radial Commercial Truck Tire Comparison Chart



100% Replacement Warranty



Fuel Efficient






















Line Haul



Regional

Tire Image	Product	Benefits	Tire Competitors	Tire Designation
	G350-TR	 	<ul style="list-style-type: none"> • Bridgestone R197 Ecopia • Continental EcoPlus HT3 • Goodyear 316 LHT Fuel Max, Marathon LHT • Michelin X Line Energy T • Yokohama BluEarth 109L, RY587 	 Trailer/All-Position
	G400-AP	 	<ul style="list-style-type: none"> • Bridgestone R238 • Continental HSR, Hybrid HS3 • Goodyear Endurance RSA, G647 RSS • Michelin XZE • Yokohama RY023, 104ZR 	 Steer Axle All-Position
	G550-AP	 	<ul style="list-style-type: none"> • Bridgestone R268 Ecopia, • Continental HSR2 Eco Plus, HSR2, CrossTrac HA3 • Goodyear Fuel Max RSA, Marathon RSA, Marathon RSS • Michelin X Multi Energy Z, XZE2 	 Steer Axle All-Position
	G750-OSD	 	<ul style="list-style-type: none"> • Bridgestone M770, M799, M729F • Continental HDR2 • Goodyear G182 RSD, G282 MSD, G177 • Michelin X Multi D • Yokohama SY767 	 Open Shoulder Drive
	G770-DL	 	<ul style="list-style-type: none"> • Bridgestone M770, M799, M729F • Continental HDR2 • Goodyear G182 RSD, G282/G282 MSD, G177 • Michelin X Multi D • Yokohama SY767 	 Open Shoulder Drive
	G780-AWS	 	<ul style="list-style-type: none"> • Continental Scandanavia HD3 • Goodyear Fuel Max RSA ULT • Michelin XDS2 • Toyo M920 	 Premium Drive

EXPERIENCE THE DIFFERENCE®

Tire Image	Product	Benefits	Tire Competitors	Tire Designation
	QR84PED		<ul style="list-style-type: none"> • Bridgestone M775, L320 • Continental HDC1, HDC1 HT, HDO • Goodyear Armor Max Pro Grade MSD, G741 MSD, Workhorse MSD • Michelin X Works Grip D, XDY-EX2 • Yokohama LY053 	 Premium Drive
	G860-MP		<ul style="list-style-type: none"> • Bridgestone M853, M843 • Continental HSC1 • Goodyear G731 MSA, G751 MSA, Workhorse MSA • Michelin X Works Z • Yokohama MY507 	 Heavy Duty All-Position
	G880-MS		<ul style="list-style-type: none"> • Bridgestone M853, M843 • Continental HSC1 • Goodyear G731 MSA, G751 MSA, Workhorse X Works Z • Yokohama MY507 	 Heavy Duty All-Position
	G900-PED	   	<ul style="list-style-type: none"> • Bridgestone M726 ELA • Goodyear Marathon RSD • Michelin XDA5+ • Yokohama TY527 	 Closed Shoulder Drive
	G920-POS		<ul style="list-style-type: none"> • Bridgestone M864, M854 • Continental HTC1 • Goodyear G296 MSA, 296 WHA • Michelin XZY3 Wide Base • Yokohama MY507A, RY253 	 Open Shoulder Drive
	G990-PD	    	<ul style="list-style-type: none"> • Bridgestone M726 ELA, M726 • Continental HDL2 DL, Conti Hybrid HD3 • Goodyear G622 RSD, Marathon RSD • Michelin XDA5+, XDN2, X Multi D • Yokohama TY517, TY527 	 Closed Shoulder Drive

ENGINEERED TO PERFECTION®

Tire Construction and Benefits:

The Gladiator Steel-Belted Radial Commercial Truck tires offer major construction differences over other Chinese tire designs.

- **GLADIATOR TIRES** have a state-of-the-art sidewall profile and a four steel belt package resulting in even contact pressure with the surface of the road. This feature promotes enhanced handling, stability and uniform wear.
- **GLADIATOR TIRES** are manufactured with four steel belts on a tread face utilizing cap/base construction which enhances casing durability, resulting in greater heat dissipation, multiple retreads and lower running costs.
- **GLADIATOR TIRES** tread compounds are formulated with the latest technological advances to ensure maximum performance and durability for every application.
- **GLADIATOR TIRES** tires utilize a two-compound filler in the bead contour which facilitates a more exact, concentric fitment in the mounting process. This results in greater overall uniformity and virtually eliminates vibration problems, regardless of the application. Additionally, every Gladiator tire is factory balanced and screened for free radial runout to further enhance ride and performance.
- **GLADIATOR TIRES** are constructed with a proprietary wire wrap within the steel belt package resulting in less overall tread movement and a wider footprint. This feature promotes stability, durability and long-lasting performance.

Currently, the Gladiator Steel-Belted Radial Commercial Truck Product Line offers tires to fit nearly every application:

G350-TR	Shallow Tread Steel-Belted Radial Highway Tire For Trailer And All-Position Service	QR84PED	Premium Drive Tire, Steel-Belted Radial With Extra Deep Tread
G400-AP	All-Position Steel-Belted Radial Tire Best Suited For Steer Axle Applications	G860-MP	Multi-Service Steel-Belted Radial Tread Pattern For Ultimate Cut Resistance
G550-AP	Premium All-Position Steel-Belted Radial Highway Service	G880-MS	Extra Deep Steel-Belted Radial Multi-Service Tread Design
G750-OSD	Premium Open Shoulder Steel-Belted Radial Drive Position	G900-PED	Premium Closed Shoulder Drive Position Steel-Belted Radial With Extra Deep Tread
G770-DL	Premium Open Shoulder Steel-Belted Radial Drive Position	G920-POS	Premium Open Shoulder Steel-Belted Radial Drive Tire
G780-AWS	All-Weather Tire Built for the Toughest All-Weather Applications	G990-PD	Premium Closed Shoulder Steel-Belted Radial Drive Position

As with all American Pacific Industries, Inc. products, we offer a most comprehensive warranty program, including an individual adjustment policy (See Warranty page for details). This will assure your sales force and customers of getting the very best Steel-Belted Radial Commercial Truck tire available today.

Gladiator®

Steel-Belted Radial Commercial Truck Tires

GLADIATOR STEEL-BELTED RADIAL COMMERCIAL TRUCK LIMITED WARRANTY

100% FREE REPLACEMENT WARRANTY

American Pacific Industries, Inc. (API) hereby warrants every new Gladiator Steel-Belted Radial Commercial Truck tire for workmanship and material related conditions for the life of the original tread of a new tire less 2/32". The life of the original usable tread ends when the tire tread has worn to 2/32" remaining as measured in the fastest wearing groove, at which point the tire is considered to be fully worn out. API will refund the cost of a replacement Gladiator Steel-Belted Radial Commercial Truck tire excluding FET. All Exclusions listed below void this 100% Free Replacement Warranty. Conditions and coverage are subject to change at any time and without notice.

- A) The Gladiator Steel-Belted Radial Commercial Truck tire must be replaced with a comparable new Gladiator Steel-Belted Radial Commercial Truck tire by an authorized Gladiator dealer.
Copy of invoice may be required.
- B) Submission of claims covered by this warranty constitutes adherence to the terms of this warranty as detailed herein.
- C) Cost of mounting and balancing will be refunded up to a maximum of \$16.00 per tire. Written proof of these costs will be required.
- D) 100% free replacement applies to new first quality tires only. Blemished tires, retreads and road hazard tires are specifically excluded.
- E) Adjustments for ride complaints, out of balance or out of round tires are excluded from this warranty if they are worn past 2/32" from the original usable tread of the new tire as measured in the fastest wearing groove.

CASING WARRANTY

- A) Casings of Gladiator Steel-Belted Radial Commercial Truck Tires are warranted for workmanship and material related conditions through the life of the second retread or 5 years from date of manufacturer, whichever comes first. The life of the second retread is considered to end when the remaining tread on the second retread reaches a buffing stage of 2/32" or less as measured in the fastest wearing groove.
- B) If an examination shows that a casing of a Gladiator Steel-Belted Radial Commercial Truck Tire was removed from service due to workmanship or a material related condition, API will give a credit toward the purchase of a new Gladiator Steel-Belted Radial Commercial Truck Tire as below:

All 17.5 inch rim sizes: \$30.00

All 19.5 inch rim sizes: \$30.00

255/70R22.5, 275/70R22.5: \$65.00

11R22.5, 12R22.5, 295/75R22.5, 295/80R22.5: \$90.00

315/80R22.5: \$85.00

11R24.5, 285/75R24.5, 12R24.5: \$90.00

Above casing warranty valid only for first five (5) years after date of manufacture of original tire.

EXCLUSIONS

- A) All Gladiator Steel-Belted Radial Commercial Truck warranties are limited to the original purchaser and the original vehicle on which they are mounted for a period of five (5) years from the date of manufacture and are not assignable to subsequent purchasers or vehicles.
- B) The Gladiator Steel-Belted Radial Commercial Truck warranties are applicable only in the United States and Canada and any tire used or equipped on a vehicle registered or operated outside the United States and Canada are not covered by this warranty.
- C) The following is not covered by the Gladiator Steel-Belted Radial Commercial Truck Warranty:
 - 1) Tire branded or marked "Non-Adjustable" (N/A) or "Blemished" (Blem), or previously adjusted.
 - 2) Failure, damage or irregular wear due to:
 - a) Road hazards (i.e. puncture, cut, snag, impact breaks, etc.);
 - b) Fire, accident or vandalism;
 - c) Mechanical condition of vehicle, including improper alignment, improper inflation, wheel imbalance, faulty shocks or brakes;
 - d) Overloading the tire beyond maximum load capacity stated on the sidewall;
 - e) Misapplication of tire, use of improper inner tube/ flap;
 - f) Alteration of the tire or addition of foreign material.
 - g) Transfer from one vehicle to another and tire failure due to faulty retread process or materials.
 - 3) Cost of mounting and balancing service except as noted above.
 - 4) Loss of time or use, inconvenience, or any incidental damages to include cost of towing or transportation, related property damage or consequential damages of any type or nature except as prohibited by law.
 - 5) Tires older than five (5) years from the date of manufacture as determined by the DOT/Serial number.
 - 6) Tires with an ST designation that are deemed out-of-round or out-of-balance

OWNER'S OBLIGATIONS

In order to be eligible for Gladiator Steel-Belted Radial Commercial Truck Warranty service, the owner must:

- A) Present the tire to an authorized dealer;
- B) Present proof of purchase to the satisfaction of the dealer;
- C) Complete and sign an API Warranty Claim Form, which is available at any authorized dealer; and
- D) Pay the amount due on a new tire, less the amount of credit, including taxes, mounting and balancing charges or cost of other services ordered.

DISCLAIMER

This warranty, or any warranty stated or referred to herein, is exclusive and in lieu of any other warranty regarding the quality of Gladiator Steel-Belted Radial Commercial Truck Tires, whether expressed or implied, and remedies for breach thereof shall be limited to those specifically provided herein.

Gladiator[®]

Steel-Belted Radial Commercial Truck Tires



800.944.8414



GLADIATORTIRES.COM