

# **XCOMP**

**PERFORMANCE TIRES**

**WE DIDN'T INVENT TIRES,  
WE JUST MAKE THEM BETTER.®**



**\*DETAILED WARRANTIES INSIDE\***



**SCAN TO VIEW  
ALL TIRE LINES**

# XCOMP H/P

## HIGH PERFORMANCE COMPOUND

MOTORSPORT-GRADE CAP COMPOUND THAT MAINTAINS GRIP AS THE TIRE TEMPERATURES HEIGHTEN. LARGE CONTACT PATCH REDUCES SLIP UNDER HEAVY ACCELERATION AND HARD CORNERING THUS INCREASING SUSTAINABLE G-FORCES UNDER LOAD.



## SUPERIOR ENGINEERING

FEATURES TWO LAYERS OF POLYESTER CARCASS PROVIDES A STRONG CASING FOR QUICK STEERING RESPONSE AND UNSURPASSED HANDLING PERFORMANCE.



## UNIFORM CONSISTENCY

TWIN INNER GROOVES AND CROSS-PATCH SIPING GENERATES POSITIVE FEEDBACK AND TRACTION DURING INCLEMENT WEATHER BY DISPERSING WATER ON IMPACT.





TIRE SIZE/SR	OD	SW	TD	LOAD
205/50ZR15 89W	23.1	8.9	8	1297
225/45ZR15 87W	23.0	8.4	8	1201
245/40ZR17 95W	24.7	9.8	8	1521
255/40ZR17 98W	25.0	10.2	8	1653
245/40ZR18 97Y XL	25.7	9.8	9	1609
265/35ZR18 97Y XL	25.3	10.7	9	1609
275/35ZR18 99Y XL	25.6	10.9	9	1709
315/30ZR18 99Y XL	25.5	12.6	9	1709
245/35ZR19 93Y XL	25.8	9.8	10	1433
295/35ZR19 104Y XL	27.1	11.9	10	1984
305/35ZR19 102Y SL	27.4	12.3	10	1874
315/30ZR19 100Y SL	26.5	12.6	10	1764
245/30ZR20 90Y XL	25.8	9.8	10	1323
245/35ZR20 95Y XL	26.8	9.8	10	1521
255/30ZR20 92Y XL	26.1	10.2	10	1389
265/35ZR20 99Y XL	27.3	10.7	10	1709
275/35ZR20 102Y XL	27.6	10.9	10	1874
305/30ZR20 103Y XL	27.2	12.3	10	1929
315/35ZR20 110Y XL	28.7	12.6	10	2337
345/30ZR20 106Y SL	28.2	13.8	10	2094
265/35ZR21 101Y XL	28.3	10.7	10	1819
305/30ZR21 104Y XL	28.2	12.3	10	1984
325/25ZR21 102Y XL	27.4	13.2	10	1874
325/30ZR21 108Y XL	28.7	13.0	10	2205
345/30ZR21 111Y XL	29.1	13.8	10	2403
355/25ZR21 107Y XL	28.0	14.4	10	2149

## H/P PERFORMANCE:

DRY



WET



HANDLING



COMFORT



MILEAGE



SIZE RANGE

205 - 355

ASPECT RATIO

25 - 50

RIMS

15 - 21

SPEED INDEX

Y - (Y)

UTQG

200 AA A



### INNER AREA

Twin inner grooves and cross patch siping generates positive feedback and traction during inclement weather by dispersing water on impact.

### OUTER AREA

Large contact patch reduces slip under heavy acceleration and hard cornering thus increasing sustainable g-forces under load.



DRY



SUPERCARS



TRACK USE



# XCOMP<sup>®</sup> H/P AS1

THE LATEST IN ALL-SEASON PERFORMANCE JUST GOT BETTER! THIS NEW ALL-SEASON TIRE IS DESIGNED TO PERFORM AT THE HIGHEST LEVEL IN EVERY CLIMATE CONDITION. IT EXCELS IN WET AND DRY CONDITIONS WITH THE CONFIDENCE TO DRIVE SPIRITLY.



TIRE SIZE	LI	OD	SW	TD	LOAD
185/65R15 SL	88H	24.5	7.4	10	1235
195/65R15 SL	91H	25.0	7.9	10	1356
205/65R15 SL	94H	25.5	8.2	10	1477
205/55ZR16 SL	91W	24.9	8.4	10	1356
205/60R16 SL	92H	25.7	8.2	10	1389
205/65R16 SL	95H	26.5	8.2	10	1521
215/55ZR16 SL	93W	25.3	8.9	10	1433
215/60R16 SL	95V	26.1	8.7	10	1521
215/65R16 SL	98H	27.0	8.7	10	1653
225/60R16 SL	98H	26.6	9.0	10	1653
205/50ZR17 XL	93W	25.1	8.4	10	1433
215/45ZR17 XL	91W	24.7	8.4	10	1356
215/50R17 XL	95V	25.5	8.9	10	1521
215/55ZR17 XL	98W	26.3	8.9	10	1653
225/45ZR17 XL	94W	25.0	8.9	10	1477
225/50ZR17 XL	98W	25.9	9.2	10	1653
225/55R17 XL	101V	26.8	9.2	10	1819
225/60R17 SL	99H	27.6	9.0	10	1709
225/65R17 SL	102H	28.5	9.0	10	1874
235/45ZR17 XL	97W	25.4	9.3	10	1609
235/50ZR17 SL	96W	26.3	9.7	10	1565
235/55R17 XL	103V	27.2	9.7	10	1929
235/65R17 XL	108V	29.1	9.5	10	2205
245/40ZR17 XL	95W	24.7	9.8	10	1521
225/40ZR18 XL	92W	25.1	9.1	10	1389
225/45ZR18 XL	95W	25.9	8.9	10	1521
225/50ZR18 SL	95W	26.9	9.2	10	1521
235/40ZR18 XL	95W	25.4	9.5	10	1521
235/45ZR18 XL	98W	26.3	9.3	10	1653
235/50ZR18 XL	101W	27.3	9.7	10	1819
235/55ZR18 XL	104W	28.5	9.7	10	1984
245/40ZR18 XL	97W	25.7	9.8	10	1609
245/45ZR18 XL	100W	26.7	9.6	10	1764
225/40ZR19 XL	93W	26.1	9.1	10	1433
225/45ZR19 XL	96W	27.0	8.9	10	1565
225/55R19 SL	99H	28.8	9.2	10	1709
235/40ZR19 XL	98Y	26.4	9.5	10	1653
245/35ZR19 XL	93W	25.8	9.8	10	1433



ASSYMETRIC TREAD DESIGN

ASYMMETRIC TREAD DESIGN FOR OPTIMAL PERFORMANCE IN BOTH DRY AND WET ROAD CONDITIONS

HIGH PERFORMANCE

OPTIMIZED PERFORMANCE DESIGN: CONFIDENT CORNERING AND EXCELLENT STRAIGHT-LINE STABILITY

H/P AS1 RIDE CONTROL

OUTSTANDING RIDE CONTROL: TREAD DESIGNED FOR STABILITY AND TRACTION IN ALL-WEATHER CONDITIONS WHILE PROVIDING A QUIET RIDE



TIRE SIZE	LI	OD	SW	TD	LOAD
245/40ZR19 XL	98W	26.7	9.8	10	1653
245/45ZR19 XL	102W	27.7	9.6	10	1874
255/35ZR19 XL	96W	26.0	10.2	10	1565
255/45ZR19 XL	104W	28.1	10.0	10	1984
255/50R19 XL	107V	29.1	10.4	10	2149
225/30ZR20 XL	85W	25.4	9.1	10	1135
225/35ZR20 XL	90W	26.2	9.1	10	1323
235/35ZR20 XL	92Y	26.5	9.5	10	1389
245/35ZR20 XL	95W	26.8	9.8	10	1521
245/40ZR20 XL	99W	27.7	9.8	10	1709
245/45ZR20 SL	99W	28.7	9.6	10	1709
245/50R20 SL	102V	29.7	10.0	10	1874
255/35ZR20 XL	97W	27.0	10.2	10	1609
255/40ZR20 XL	101Y	28.0	10.2	10	1819
255/45ZR20 XL	105W	29.1	10.0	10	2039
255/50R20 XL	109V	30.1	10.4	10	2271
265/50R20 XL	111V	30.5	10.9	10	2403
275/30ZR20 XL	97W	26.5	10.9	10	1609
275/35ZR20 XL	102W	27.6	10.9	10	1874
275/40ZR20 XL	106W	28.7	10.9	10	2094
275/55R20 XL	117V	31.9	11.2	10	2833
305/35ZR20 XL	107Y	28.4	12.3	10	2149
315/35ZR20 XL	110W	28.7	12.6	10	2337
235/30ZR22 XL	90W	27.6	9.5	10	1323
245/30ZR22 XL	92W	27.8	9.8	10	1389
255/30ZR22 XL	95W	28.1	10.2	10	1521
265/35ZR22 XL	102W	29.3	10.7	10	1874
265/40R22 XL	106V	30.4	10.7	10	2094
285/45ZR22 XL	114W	32.1	11.2	10	2601
305/40ZR22 XL	114W	31.6	12.3	10	2601
255/30ZR24 XL	97W	30.1	10.2	10	1609
275/25ZR24 XL	96W	29.5	11.1	10	1565
295/35R24 XL	110V	32.1	11.9	10	2337
305/35R24 XL	112V	32.4	12.3	10	2469
275/25ZR26 XL	98W	31.4	11.1	10	1653
295/30ZR26 XL	107W	33.0	11.9	10	2149
305/30R26 XL	109V	33.2	12.3	10	2271

# XCOMP<sup>®</sup> H/T ASII

LIGHT TRUCK AND SUV OWNERS CAN NOW HIT THE HIGHWAY WITH CONFIDENCE DURING ALL WEATHER CONDITIONS. THE H/T ASII HAS THE PERFORMANCE AND LONGEVITY TO GET YOU WHERE YOU ARE HEADED SAFELY. THE SUPERB BLEND OF A QUIET RIDE, LONG TREAD LIFE, AND ALL-SEASON PERFORMANCE IS UNMATCHED.



<i><b>TIRE SIZE</b></i>	<i><b>LI</b></i>	<i><b>OD</b></i>	<i><b>SW</b></i>	<i><b>TD</b></i>	<i><b>LOAD</b></i>
235/75R15 XL	109T	28.9	9.3	11	2271
215/70R16	100H	27.9	8.7	11	1764
225/70R16	103H	28.4	9.0	11	1929
235/70R16	106T	29.0	9.5	11	2094
245/70R16	107T	29.5	9.8	11	2149
245/75R16	111T	30.5	9.8	11	2403
255/70R16	111T	30.1	10.2	11	2403
265/70R16	112T	30.6	10.7	11	2469
265/75R16	116T	31.7	10.5	11	2756
215/60R17	96H	27.1	8.7	11	1565
225/65R17	102T	28.5	9.0	11	1874
235/65R17	104H	29.1	9.5	11	1984
245/65R17	107H	29.5	9.8	11	2149
245/70R17	110T	30.6	9.8	11	2337
255/65R17	110T	30.1	10.2	11	2337
255/70R17	112T	31.1	10.2	11	2469
265/65R17	112T	30.6	10.7	11	2469
265/70R17	115T	31.7	10.7	11	2679
225/55R18	98V	27.8	9.2	11	1653
225/60R18	100V	28.6	9.0	11	1764
235/55R18	100V	28.2	9.7	11	1764
235/60R18	103H	29.1	9.5	11	1929
235/65R18	106H	30.0	9.5	11	2094
245/60R18	105H	29.6	9.8	11	2039
255/65R18	111H	31.1	10.2	11	2403
255/70R18	113T	32.1	10.2	11	2535
265/60R18	110H	30.5	10.7	11	2337
265/65R18	114T	31.5	10.7	11	2601



HIGH PERFORMANCE DESIGN

DESIGNED TO ENHANCE PERFORMANCE FOR A WIDE RANGE OF CUV, SUV, AND LIGHT TRUCKS. LONG TREAD LIKE COMBINED WITH BALANCED ON-ROAD PERFORMANCE.

DEEP SIPING/GROOVES

FULL-DEPTH SIPING FOR EXCEPTIONAL ALL-WEATHER TRACTION AND WIDE CIRCUMFERENTIAL GROOVES ALLOWS RAPID WATER EVACUATION PROVIDING EXCELLENT HYDROPLANING RESISTANCE.

LARGE TREAD BLOCKS

LARGE TREAD BLOCKS INCREASES THE CONTACT AREA, IMPROVING OVERALL HANDLING AND TREADWEAR.



\*60,000 MILEAGE WARRANTY FOR METRIC SIZES  
\*55.000 MILEAGE WARRANTY FOR LT SIZES

TIRE SIZE	LI	OD	SW	TD	LOAD
265/70R18	116H	32.6	10.7	11	2756
275/65R18	116H	32.1	11.0	11	2756
225/55R19	99V	28.8	9.2	11	1709
235/45R19 XL	99V	27.4	9.3	11	1709
235/50R19	99V	28.3	9.7	11	1709
235/55R19 XL	105V	29.2	9.7	11	2039
245/55R19	103V	29.7	10.0	11	1929
255/60R19	109H	31.1	10.2	11	2271
235/55R20	102V	30.2	9.7	11	1874
245/50R20	102V	29.7	10.0	11	1874
255/50R20 XL	109V	30.1	10.4	11	2271
255/55R20 XL	110V	31.0	10.4	11	2337
265/50R20	107V	30.5	10.9	11	2149
275/50R20	109H	30.9	11.2	11	2271
275/55R20 XL	117T	31.9	11.2	11	2833
275/60R20	115T	33.0	11.0	11	2679
285/45R22 XL	114H	32.1	11.2	11	2601
LT215/85R16/10	115/112S	30.4	8.5	14	2680/2470
LT225/75R16/10	115/112S	29.3	8.8	14	2680/2470
LT235/85R16/10	120/117S	31.7	9.3	14	3085/2755
LT245/75R16/10	120/117S	30.5	9.8	14	3085/2755
LT265/75R16/10	123/120S	31.7	10.5	14	3415/3085
LT235/80R17/10	120/117S	31.8	9.3	14	3085/2835
LT245/70R17/10	119/116S	30.6	9.8	14	3000/2755
LT245/75R17/10	121/118S	31.5	9.8	14	3195/2910
LT265/70R17/10	123/120S	31.7	10.7	14	3415/3085
LT275/65R18/10	123/120S	32.1	11.0	14	3415/3085
LT275/70R18/10	125/122S	33.2	11.0	14	3640/3305
LT275/65R20/10	126/123S	32.1	11.0	14	3750/3415



# **XCOMP M/T**

## **HIGH PERFORMANCE COMPOUND**

FEATURES IMPROVED WET AND DRY TRACTION AS WELL AS EXCELLENT WEAR AND TEAR RESISTANCE, ESPECIALLY IN HARSH OFF-ROAD CONDITIONS.



## **TREAD BLOCK CORNERS**

CONTOURED CORNERS OF THE INNER RIB BLOCKS GIVE INCREASED DRIVING STABILITY IN CONTROL ON UNPAVED ROAD CONDITIONS. RIB BLOCK DESIGNED FOR EFFECTIVE SELF-CLEANING.



## **SHOULDER STABILITY AND SIDEWALL DESIGN**

AGGRESSIVE TREAD AND SIDEWALL DESIGN ENHANCES TRACTION IN ALL OFF-ROAD CONDITIONS. REINFORCED SHOULDER GROOVES ADD ADDITIONAL PERFORMANCE WITHOUT COMPROMISING TREAD BLOCK STIFFNESS.





TIRE SIZE/PLY	LI	OD	SW	TD	LOAD
31X10.50R15LT/6	109Q	30.5	10.6	19	2270
35X12.50R15LT/8	118Q	34.5	12.5	19	2910
LT265/75R16/10	123/120Q	31.7	10.5	19	3415/3085
LT285/75R16/10	126/123Q	32.8	11.3	19	3750/3415
33X12.50R17LT/10	126Q	32.5	12.5	20	3750
35X12.50R17LT/10	126Q	34.5	12.5	20	3750
37X13.50R17LT/10	131Q	36.5	13.6	20	4300
40X13.50R17LT/10	131Q	39.5	13.6	20	4300
42X14.50R17LT/6	121Q	41.5	14.4	20	3195
LT265/70R17/10	123/120Q	31.7	10.7	19	3195/2910
LT285/70R17/10	121/118Q	32.8	11.5	19	3195/2910
LT285/75R17/10	121/118P	33.9	11.3	19	3195/2910
LT295/70R17/12	128/125P	33.3	11.8	19	3970/3640
LT315/70R17/12	121/118P	34.4	12.7	19	3195/2910
33X12.50R18LT/12	121Q	32.5	12.5	20	2910
35X12.50R18LT/12	128Q	34.5	12.5	20	3970
LT275/70R18/10	125/122P	33.2	11.0	19	3640/3305
LT285/65R18/10	125/122Q	32.6	11.5	19	3640/3305
33X12.50R20LT/12	114Q	32.5	12.5	20	2600
35X12.50R20LT/12	125Q	34.5	12.5	20	3640
37X13.50R20LT/12	128Q	36.5	13.6	20	3970
40X13.50R20LT/10	128Q	39.5	13.6	20	3970
LT295/55R20/10	123/120P	32.8	12.2	19	3415/3085
LT295/60R20/10	126/123P	33.9	11.8	19	3750/3415
LT295/65R20/10	129/126P	35.1	11.8	19	4080/3750
LT305/55R20/12	125/122Q	33.2	12.4	19	3640/3305
33X12.50R22LT/12	114Q	32.5	12.5	20	2600
35X12.50R22LT/12	121Q	34.5	12.5	20	3195
37X13.50R22LT/12	128Q	36.5	13.6	20	3970
35X12.50R24LT/10	117Q	34.5	12.5	20	2835
33X12.50R24LT/12	106Q	32.5	12.6	20	2095
37X13.50R24LT/12	124Q	36.5	13.6	20	3525
35X13.50R26LT/10	118Q	34.5	13.6	20	2910
37X13.50R26LT/10	117Q	36.5	13.6	20	2835
LT305/30R26 XL	109H	33.2	12.3	14	2756

## M/T FEATURES AND SIDEWALL DESIGN

- AGGRESSIVE IS AN UNDERSTATEMENT, THIS TIRE IS TRULY A BEAST!
- MAXIMUM GRIP ON THE SHOULDER AREA OF THE TIRE WHERE IT’S NEEDED MOST!
- OFFERS SUPERIOR OFF-ROAD PERFORMANCE WHILE DELIVERING A SMOOTH, QUIET RIDE.
- COVERED BY U.S. PATENT#: D808.895 S
- 100% FREE REPLACEMENT WARRANTY
- 30 DAY SATISFACTION WARRANTY
- FREE ROAD HAZARD PROTECTION
- M&S RATED





# XCOMP X/T

## HIGH PERFORMANCE COMPOUND

FEATURES IMPROVED WET AND DRY TRACTION AS WELL AS EXCELLENT WEAR AND TEAR RESISTANCE, ESPECIALLY ON HARSH OFF-ROAD CONDITIONS.



## TREAD BLOCK CORNERS

SHOULDER TREAD BLOCKS DESIGNED SPECIFICALLY FOR NOISE REDUCTION WHILE MAINTAINING SUPERIOR OFF-ROAD PERFORMANCE AND DAILY DRIVING SUPPORT.



## SHOULDER STABILITY AND SIDEWALL DESIGN

AGGRESSIVE SIDEWALL FOR ENHANCED PROTECTION AND TRACTION. REINFORCED SHOULDER GROOVES ADD ADDITIONAL PERFORMANCE WITHOUT COMPROMISING TREAD BLOCK STIFFNESS.





TIRE SIZE/PLY	LI	OD	SW	TD	LOAD
LT265/75R16/10	123/120Q	31.7	10.5	16	3415/3085
33X12.50R17LT/10	126Q	32.5	12.5	18	3750
35X12.50R17LT/10	126Q	34.5	12.5	18	3750
37X12.50R17LT/8	124Q	36.5	12.5	18	3525
40X13.50R17LT/10	131Q	39.5	13.6	18	4300
LT285/70R17/10	121/118Q	32.8	11.5	16	3195/2910
LT295/70R17/10	121/118Q	33.3	11.8	16	3195/2910
33X12.50R18LT/12	122Q	32.5	12.5	18	3305
35X12.50R18LT/12	128Q	34.5	12.5	18	3970
LT275/70R18/10	125/122Q	33.2	11.0	16	3640/3305
LT295/70R18/10	129/126Q	34.3	11.8	16	4080/3750
33X11.50R20LT/10	118Q	32.5	11.4	18	2910
33X12.50R20LT/12	119Q	32.5	12.5	18	3000
35X12.50R20LT/12	125Q	34.5	12.5	18	3640
37X13.50R20LT/12	128Q	36.5	13.6	18	3970
40X13.50R20LT/10	128Q	39.5	13.6	18	3970
LT275/65R20/10	126/123Q	34.1	11.0	16	3750/3415
LT285/55R20/10	122/119Q	32.4	11.7	16	3305/3000
LT285/60R20/10	125/122Q	33.5	11.5	16	3640/3305
LT295/55R20/10	123/120Q	33.8	12.2	16	3415/3085
LT305/55R20/12	125/122Q	33.2	12.4	16	3640/3305
33X12.50R22LT/12	114Q	32.5	12.5	18	2600
35X12.50R22LT/12	121Q	34.5	12.5	18	3195
35X12.50R24LT/10	117Q	34.5	12.5	18	2835
37X13.50R24LT/12	124Q	36.5	13.6	18	3525
LT285/40R24 XL	112H	33.0	11.4	14	2469
LT305/30R26 XL	109H	33.2	12.3	14	2756

## X/T FEATURES AND SIDEWALL DESIGN

- THE ULTIMATE CROSSOVER BETWEEN THE M/T AND A/T.
- DELIVERS SUPERIOR DAILY DRIVING PERFORMANCE WHILE MAINTAINING THE AGGRESSIVE LOOK FOR ANY LIGHT TRUCK.
- SHOULDER TREAD BLOCKS DESIGNED FOR NOISE REDUCTION AND AN AGGRESSIVE SIDEWALL FOR ENHANCED PROTECTION AND TRACTION.
- COVERED BY U.S. PATENT#: D973,576 S
- 100% FREE REPLACEMENT 30 DAY SATISFACTION WARRANTY
- FREE ROAD HAZARD PROTECTION
- 45,000 MILE WARRANTY (50,000 ON P METRIC SIZES)





# XCOMP A/T

## HIGH PERFORMANCE COMPOUND

SNOW FLAKE QUALIFIED TREAD FEATURES ENHANCED SIPING AND AN ADVANCED COMPOUND THAT OFFERS EXCELLENT WET AND DRY TRACTION, AS WELL AS CERTIFIED TRACTION IMPROVMENTS ON SNOW AND ICE.



## ANGLED GROOVES AND Z-SHAPED SIPES

THE A/T HAS ANGLED LATERAL AND LONGITUDINAL GROOVE STRUCTURE PROMOTES BETTER DRAINAGE FOR IMPROVED BRAKING AND HANDLING ON WET, SOGGY SURFACES. THE DEEP TWO-STEP SLOTS ON SHOULDER BLOCKS HAVE THE SAME SERVICE LIFE AS THE TREAD.



## SHOULDER STABILITY AND SIDEWALL DESIGN

THE FULLY-WRAPPED SHOULDER HAS A ROUGH VISUAL SENSE AND FUNCTIONALITY PREVENT SHARP CUTS, SCRATCHES, AND IMPACT DAMAGE. IN ADDITION, IT PROVIDES ADDITIONAL TRACTION IN MUDDY AND SNOWY CONDITIONS.





TIRE SIZE/PLY	LI	OD	SW	TD	LOAD
LT245/75R16/10	120/116S	30.5	9.8	15	3085/2755
LT265/75R16/10	123/120R	31.7	10.5	15	3415/3085
LT285/75R16/10	126/123Q	32.8	11.3	16	3750/3415
33X12.50R17LT/10	126Q	32.5	12.5	16	3750
35X12.50R17LT/10	126Q	34.5	12.5	16	3750
37X13.50R17LT/10	131Q	36.5	13.6	16	4300
40X13.50R17LT/10	131Q	39.5	13.6	16	4300
LT235/80R17/10	120/117R	31.8	9.3	15	3042/2835
LT245/75R17/10	121/118S	31.5	9.8	15	3195/2910
LT285/75R17/10	128/125S	33.9	11.3	16	3970/3640
LT315/70R17/10	121/118S	34.4	12.7	16	3195/2910
P265/70R17	113S	31.7	10.7	13	2535
LT265/70R17/10	123/120S	31.7	10.7	16	3195/2910
LT285/70R17/10	126/123Q	32.8	11.5	16	3195/2910
33X12.50R18LT/10	118Q	32.5	12.5	16	2910
35X12.50R18LT/10	123T	34.5	12.5	16	3415
LT265/70R18/10	124/121Q	32.6	10.7	16	3525/3195
LT275/65R18/10	123/120Q	32.1	11.0	16	3415/3085
LT275/70R18/10	125/122S	33.2	11.0	16	3640/3305
LT285/65R18/10	125/122S	32.6	11.5	16	3640/3305
LT295/70R18/10	129/126S	34.3	11.8	16	4080/3750
33X12.50R20LT/10	114Q	32.5	12.5	16	2600
35X12.50R20LT/10	121T	34.5	12.5	16	3195
37X12.50R20LT/10	126Q	36.5	12.5	16	3750
37X13.50R20LT/10	127Q	36.5	13.6	16	3860
40X13.50R20LT/10	128Q	39.5	13.6	16	3970
LT265/60R20/10	121/118S	32.5	10.7	16	3195/2910
P275/55R20XL	117T	31.9	11.2	13	2835
LT275/55R20/10	120/117S	31.9	11.2	16	3085/2835
LT275/65R20/10	126/123S	34.1	11.0	15	3750/3415
LT285/55R20/10	122/119Q	32.4	11.7	16	3305/3000
LT285/65R20/10	127/124Q	34.6	11.5	16	3860/3525
LT295/65R20/10	129/126S	35.1	11.8	16	4080/3750
LT305/55R20/12	125/122Q	33.2	12.4	16	3640/3305
LT325/60R20/10	126/123R	35.4	13.0	16	3750/3415
P285/45R22XL	114H	32.1	11.2	13	2601

## A/T FEATURES AND SIDEWALL DESIGN

- THE X COMP A/T DELIVERS THE RELIABILITY AND HIGH PERFORMANCE FOR DAILY DRIVING.
- SUPERIOR ENGINEERING AND CONSTRUCTION GIVES THE A/T THE VERSATILITY TO BE DRIVEN AGGRESSIVELY ON ANY TERRAIN.
- THE A/T IS VERY QUIET WITH A SMOOTH CONTROLLED RIDE, BOTH ON AND OFF ROAD.
- 100% FREE REPLACEMENT 30 DAY SATISFACTION WARRANTY
- FREE ROAD HAZARD PROTECTION
- 50,000 MILE WARRANTY (55,000 FOR P METRIC SIZES)
- 3 PEAK SNOW RATED!



# **XCOMP<sup>®</sup> GOLF X/T**

## **HIGH PERFORMANCE COMPOUND**

FEATURES IMPROVED WET AND DRY TRACTION AS WELL AS EXCELLENT WEAR AND TEAR RESISTANCE ON ROAD, WHILE NOT TEARING UP OR SLIPPING ON THE GOLF COURSE.



## **TREAD BLOCK CORNERS**

SHOULDER TREAD BLOCKS DESIGNED SPECIFICALLY FOR NOISE REDUCTION WHILE MAINTAINING SUPERIOR PERFORMANCE FOR BOTH ON AND OFF THE GOLF COURSE.



## **SHOULDER STABILITY AND SIDEWALL DESIGN**

AGGRESSIVE SIDEWALL FOR ENHANCED PROTECTION AND TRACTION. REINFORCED SHOULDER GROOVES ADD ADDITIONAL PERFORMANCE WITHOUT COMPROMISING TREAD BLOCK STIFFNESS.



**NEVER COMPROMISE<sup>®</sup>**

**MAJOR PERFORMANCE,  
FOR A MAJOR CHAMPION**








**XCOMP**  
PERFORMANCE TIRES



TIRE SIZE/PLY	SPEED SYMBOL	OD	SW	TD	LOAD
22X11R12/4	J	22.0	11.1	9	640
23X10R12/4	J	23.0	10.0	9	805
205/35R12/4	N	17.7	8.3	9	739
215/40R12/4	N	18.8	8.6	9	739
215/50R12/4	N	20.5	8.6	9	937
23X10R14/4	F	23.0	10.0	9	992
205/35R14/4	F	19.6	8.3	9	853
205/50R15/4	N	23.1	8.4	9	1168
23X10R15/4	J	23.0	10	9	760

## COMPARISON CHART

SEE WHY THE X COMP GOLF X/T IS THE BEST STEEL-BELTED RADIAL GOLF CART TIRE ON THE MARKET!

Golf Cart Tire	DOT	Turf Friendly	Off-Road	Noise
				
X COMP GOLF X/T	✓	✓	✓	QUIET
GPLR	✓	✗	✓	LOUD
RHOX ROAD HAWK	✓	✓	✗	QUIET
RHOX MOJAVE	✓	✗	✓	LOUD
KENDA KRUZER	✓	✓	✗	QUIET
GTW NOMAD	✓	✗	✓	LOUD
GTR FUSION	✓	✓	✗	QUIET

## GOLF X/T FEATURES

- TURF FRIENDLY DESIGN THAT IS EXTREMELY QUIET
- REDUCED SLIPPAGE ON GRASS AND WET SURFACES
- STEEL-BELTED RADIAL CONSTRUCTION FOR IMPROVED HANDLING AND PERFORMANCE
- EXCELLENT DURABILITY AND TREAD LIFE
- ALL X COMP® GOLF X/T'S COVERED BY U.S. PATENT NO.: D973,576 S



**JON RAHM**  
2023 MASTERS CHAMPION  
2021 US OPEN CHAMPION



# **XCOMP<sup>®</sup> ATR**



THE ATR TIRES ARE BUILT FOR ALL ATV/UTV RECREATIONAL VEHICLES. THEY ARE DESIGNED WITH TWO PLY SIDEWALLS FOR MAXIMUM FLEXIBILITY AND CONTACT IN ALL TYPES OF TERRAINS. OUR ATR TIRES ARE RACE PROVEN! CONTOURED CORNERS OF THE INNER RIB BLOCKS GIVE INCREASED DRIVING STABILITY ON UNPAVED ROAD CONDITIONS. RIB BLOCK DESIGNED FOR EFFECTIVE SELF-CLEANING.

# **XCOMP<sup>®</sup> A/T ATR**



THE A/T ATR TIRES ARE BUILT FOR ALL ATV/UTV RECREATIONAL VEHICLES. THE END RESULT IS A UTV TIRE THAT IS STRONG, STABLE, AND EXTREMELY DURABLE. A/T ATR TIRES ARE RACE PROVEN! THE ULTIMATE RACE TIRE, THE A/T ATR HAS AN ANGLED LATERAL AND LONGITUDE GROOVE STRUCTURE TO PROMOTE BETTER DRAINAGE FOR IMPROVED BRAKING AND HANDLING ON ALL TERRAINS AND IN ALL WEATHER CONDITIONS. PERFECT FOR BOTH RACING AND TRAIL USE.

# **XCOMP<sup>®</sup> R/S**



THE R/S OFFERS THE LIGHTEST WEIGHT OPTION WITH A STRONG AND DURABLE RACE COMPOUND. THE R/S WAS BUILT SPECIFICALLY FOR UTV RACERS WITH THE FEEDBACK AND TESTING PROVIDED BY OUR X COMP<sup>®</sup> BRAND AMBASSADOR TEAM. THE X COMP<sup>®</sup> R/S HAS A STRONG AND DURABLE COMPOUND WITH DECREASED WEIGHT TO GIVE RACERS THE EXTRA COMPETITIVE EDGE.

**NEVER COMPROMISE<sup>®</sup>**

**RACE  
PROVEN  
TIRES**

**XCOMP<sup>®</sup>**  
PERFORMANCE TIRES







TIRE SIZE/PLY	SS	OD	SW	TD	LOAD
22X11R12/4	J	22.0	11.1	9	640
23X10R12/4	J	23.0	10.0	9	805
205/35R12/4	N	17.7	8.3	9	739
215/40R12/4	N	18.8	8.6	9	739
215/50R12/4	N	20.5	8.6	9	937



TIRE SIZE/PLY	SS	OD	SW	TD	LOAD
22X11R12/4	J	22.0	11.1	9	640
23X10R12/4	J	23.0	10.0	9	805



TIRE SIZE/PLY	SS	OD	SW	TD	LOAD
22X11R12/4	J	22.0	11.1	9	640







NEVER COMPROMISE®

RACE  
PROVEN  
TIRES







## 100% FREE REPLACEMENT WARRANTY

American Pacific Industries, Inc (API) hereby warrants every new Gladiator Light Truck (X Comp) tire for workmanship and material related conditions for the life of the original tread of a new tire less 2/32". The life of the original usable tread ends when the tire tread has worn down with only 2/32" remaining as measured in the fastest wearing groove, at which point the tire is considered to be fully worn out. API will refund the cost of a replacement Gladiator X Comp tire. Applicable taxes on the new tire and costs of mounting and balancing service shall be borne by the owner. All Exclusions listed below void this 100% Free Replacement Warranty. Conditions and coverage are subject to change at any time and without notice.

- A) The Gladiator X Comp tire must be replaced with a comparable new Gladiator X Comp tire by an authorized Gladiator dealer. Copy of invoice will be required.
- B) 100% free replacement applies to new first quality tires. Blemished tires, retreads and road hazard tires are specifically excluded (see Road Hazard Warranty below),
- C) Adjustments on ride complaints or out of round tires are excluded from this warranty if they are worn past 2/32" from the original usable tread of the new tire.

## FREE ROAD HAZARD WARRANTY

Every applicable Gladiator X Comp tire that has been irreparably damaged due to a normal road hazard condition (e.g. irreparable cut, puncture, snag, bruise, or impact break) within the first 25% of the original tread depth and within 2 years from the date of purchase will be replaced free of charge with an equivalent Gladiator X Comp tire. Applicable taxes on the new tire and costs of mounting and balancing service shall be borne by the owner. To be eligible, you must present your original invoice showing date of purchase. All Exclusions listed below void this Road Hazard Warranty. Conditions and coverage are subject to change at any time and without notice. ALL ROAD HAZARD CLAIMS MUST BE SERVICED THROUGH YOUR AUTHORIZED GLADIATOR X COMP DEALER. Applicable X Comp Lines with Road Hazard Warranty: X Comp M/T, X Comp X/T and X Comp A/T, X Comp H/T ASII, X Comp H/P ASI

## SATISFACTION ASSURED

All API passenger and X Comp tires are covered by the 30 Day "Satisfaction Assured" trial period. If, for any reason, other than an excluded condition listed in the respective tire's Standard Warranty, you are not satisfied with your new set of tires within 30 days of date of purchase - or the first 2/32nds of tread wear as measured in the fastest wearing groove (whichever comes first) - you may exchange all or any one of them for the same number of the same design or similar design API manufactured tires. Mounting and balancing are free of charge (excluding online orders). Owner pays all applicable taxes. If you wish to exchange for another set of API manufactured tires that have a higher cost, you must pay the upgrade from the original purchase price, including shipping and all applicable taxes. If you wish to exchange for another set of tires, which is at a lower cost, you will receive a credit for the difference in cost.

This Satisfaction Assurance guarantee only applies to the original new set of manufactured passenger and X Comp tires purchased and not to the replacement tires under this guarantee.

### Administration of the Assured Satisfaction Warranty

Within the 30 days from the date of purchase or the first 2/32nds tread wear as measured in the fastest wearing groove, you must return your tires to the authorized API brand tire dealer where you purchased your tires. You must present the original sales receipt and proof-of-purchase. Reason for dissatisfaction must be explained to the dealer (i.e., appearance, ride, handling, etc.) and noted on the adjustment claim form.

## EXCLUSIONS

- A) All Gladiator warranties are limited to the original purchaser and the original vehicle on which they are mounted, and are not assignable to subsequent purchasers or vehicles.
- B) The warranties listed above are applicable only in the United States and Canada and any tire used or equipped on a vehicle registered or operated outside the United States and Canada are not covered by these warranties.
- C) The following is not covered by the warranties listed above:
  - 1) Tire branded or marked "Non-Adjustable" (N/A) or "Blemished" (Blem), or previously adjusted.
  - 2) Failure, damage or irregular wear due to:
    - a) fire, accident or vandalism;
    - b) mechanical condition of vehicle, including improper alignment, improper inflation, wheel imbalance, faulty shocks or brakes;
    - c) misapplication of tire; or
    - d) alteration of the tire, addition of foreign material, transfers from one vehicle to another or any previous damages and/or repairs.
  - 3) Cost of mounting and balance service.
  - 4) Loss of time or use, inconvenience, or any incidental or consequential damages except as prohibited by law.
  - 5) Adjustment on out-of-balance or out-of-round tire is allowed only during the first 2/32" of the original tread as measured in the fastest wearing groove. A set of all four (4) tires from the same vehicle claimed for out-of-round will not be accepted.
- D) Any Gladiator X Comp tire produced five (5) years from date of manufacture as determined by the DOT/Serial number are not covered under the warranties listed above.

## REPAIRS AND RETREADING: RATING CHANGES AND CAUTIONS

- A) Repaired, retreaded or altered Gladiator tire with "Speed Rating(s)" no longer retain their "Speed Rating".
- B) If the aforementioned tire(s) is repairable, see the recommended repair procedures used by the tire dealer(s) for repairing tubeless passenger car radial tires as detailed and illustrated in the RMA puncture repair procedures.
- C) Repairs must be restricted to the tread area inside a half inch of the sidewall of the tire.
- D) Do not repair any punctures that are larger than 1/4" in diameter.

## OWNER'S OBLIGATIONS

In order to be eligible for Gladiator X Comp Limited Warranty service, the dealer/owner must:

- A) At the time of purchase, the tires must be properly installed, correct air pressure set and the wheels balanced.  
Every 6,000 miles the tires must be rotated, proper air pressures set and the wheel alignment checked.
- B) Any tire to be adjusted must be presented to an authorized Gladiator dealer.
- C) Present proof of purchase to the satisfaction of the dealer.
- D) Complete and sign a Gladiator Warranty Claim Form which is available at any authorized dealer.
- E) Pay the amount due on a new tire, less the amount of credit, including taxes, mounting and balancing charges or cost of other services ordered.

## DISCLAIMER

This warranty, or any warranty stated or referred to herein, is exclusive and in lieu of any other warranty regarding the quality of Gladiator Tires, whether expressed or implied, and remedies for breach thereof shall be limited to those specifically provided herein. This warranty only applies the 48 contiguous continental United States, Alaska, Hawaii, District of Columbia and Canada.